

Geometry 12.1

Investigate cross-sections of 3-D figures

isometric drawings

cross-section

plane figure (2-D)

3-D figure

Play-doh?

Real-World Example 3 Identify Cross Sections of Solids



PYRAMIDS Scientists are able to use computers to study cross sections of ancient artifacts and structures. Determine the shape of each cross section of the pyramid below.



The horizontal cross section is a square. The angled cross section is a trapezoid.
The vertical cross section is a triangle.

Guided Practice

3. **CAKES** Ramona has a cake pan shaped like half of a sphere, as shown at the right. Describe the shape of the cross sections of cakes baked in this pan if they are cut horizontally and vertically.




Describe each cross section.

6.

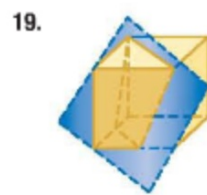
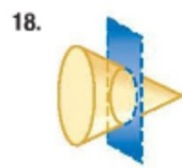
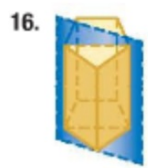


7.





Describe each cross section.




COOKIES Describe how to make a cut through a roll of cookie dough in the shape of a cylinder to make each shape.

21. circle

22. longest rectangle

23. oval

24. shorter rectangle



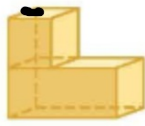


Sketch the cross section from a vertical slice of each figure.

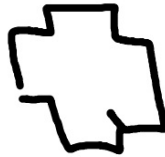
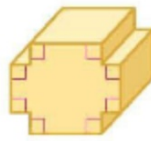
25.



26.




27.




28. **EARTH SCIENCE** Crystals are solids in which the atoms are arranged in regular geometrical patterns. Sketch a cross section from a horizontal slice of each crystal. Then describe the rotational symmetry about the vertical axis.

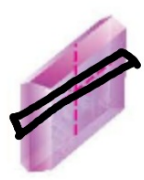
a. tetragonal



b. hexagonal



c. monoclinic



12.1

- 8-10 all
15-27 0
41-49 0